



Quick Guide



售后客服

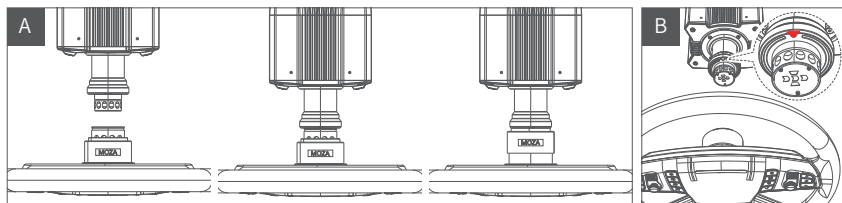
TSW Steering Wheel



01 Product Features

- 400mm Standard Truck Wheel
- Hand-stitched Microfiber Leather Grips
- Aviation-grade Aluminum Rim
- Programmable RGB Back-lit Buttons
- All-aluminum Quick Release
- Direct Connection to PC

02 QR Use Guide



Method A:

- Align the 6 ball bearings on the wheel QR with the 6 notches on the base QR mount.
- Press the quick release onto the base mount, keeping the bearings and notches aligned.
- The quick release will automatically lock into place; if it doesn't, then remove it, recheck the alignment and try again.
- To remove the wheel, squeeze the black quick release part with the MOZA logo towards the wheel with both hands and pull out the wheel at the same time.

Method B:

- Rotate the wheelbase until you locate the arrow directly above the base.
- Center the wheel and attach it to the wheelbase.
- To remove the wheel, use both hands to squeeze the black quick release part with the MOZA logo towards the wheel with both hands and pull out the wheel at the same time.

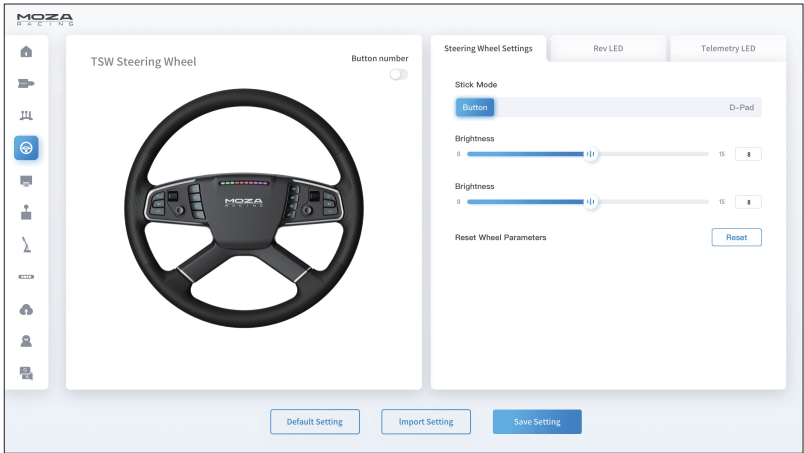
03 Steering Wheel Configuration

The wheel can be set up quickly and easily in the MOZA Pit House software.

- Joystick modes: can be set to button or D-pad.
- RPM indicator switch modes: choice of three modes: rpm, off and constant.
- Indicator modes: there are two modes, mode 1 and mode 2; both are explained in detail when the mouse is hovered over the corresponding option.
- RPM indicator timing: choose between early, normal, late or custom to fully match in-game RPM timing.
- Brightness: adjust the brightness of the RPM/ shift LEDs.
- Button combinations: click on the button combination description tab on the upper right

corner of the steering wheel page to show a list of button input numbers and programming input combinations.

- RPM light color: drag the color block onto corresponding the RPM light to change its colors.



(for detailed steering wheel settings and functions, please visit the official website of MOZA Racing)

04 Package Content

1. MOZA TSW Truck Wheel
2. MOZA stickers

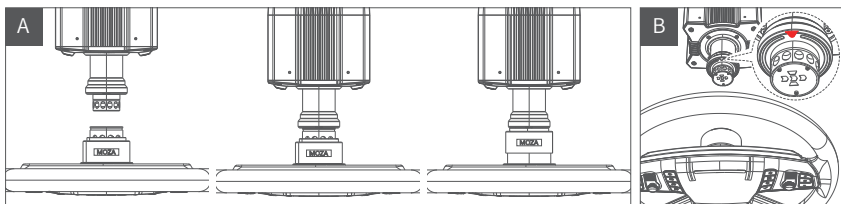
05 Spec

- Size: 400mm
- Wheel rim material: Aluminum
- Short-travel Backlit Buttons: 14
- Thumb Encoders: 2
- 4-way Switch: 2
- High Brightness RGB LEDs: 10
- LED Colors: Multiple customizable colors
- Intelligent Telemetry: Supported
- RPM LEDs Fully Adjustable through Moza Pit House: Supported
- Release Method: All-aluminum quick release
- Communication Method: Wireless and wired
- Compatibility: Compatible with all MOZA bases; works with 3rd party bases via the MOZA hub.

01 产品介绍

- 400mm标准卡车盘尺寸
- 超纤皮手工缝线
- 航空级铝合金框架
- 可编程短行程RGB背光按键
- 全铝合金快拆
- 扩展接口可直连PC

02 快拆使用方法



图A:

1. 将方向盘快拆母头上6颗钢珠的位置与底座快拆头的6个凹槽对应
2. 将快拆往盘面方向按压
3. 快拆将自动归位锁紧,若无归位,可尝试轻微转动盘面或取下后再安装
4. 如需拆卸盘面,用双手捏住黑色带logo的外壳,同时拔出盘面

图B:

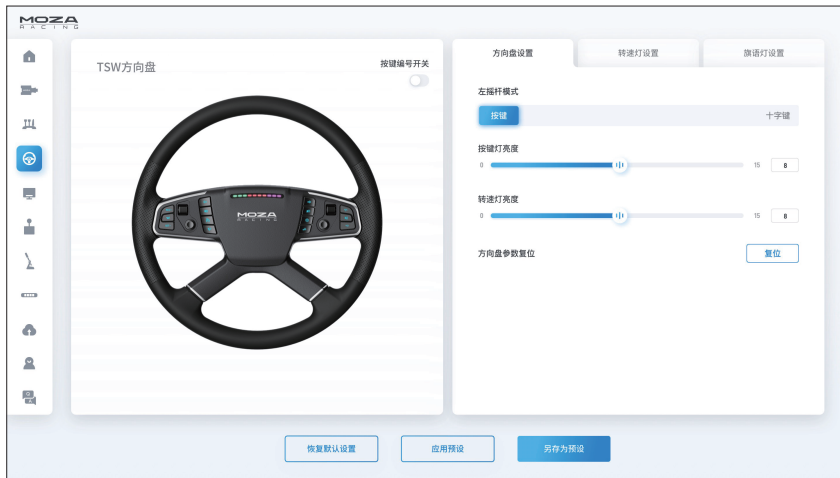
1. 找到底座正上方的箭头
2. 找到方向盘正面,正插进去即可安装
3. 如需拆卸盘面,用双手捏住黑色带logo的外壳,同时拔出盘面

03 方向盘配置

在MOZA Pit House软件中可以方便快捷地对方向盘进行设置

- 摇杆模式:设置摇杆操作模式,可设置为按键和十字键
- 指示灯开关模式:指示灯状态调节,分为随速转动,关闭和常亮
- 指示灯显示模式:共分为模式一和模式二,当鼠标移动到选项上时会弹出详细解释
- 转速提示设置:根据转速与换档指示灯亮起的时机关系,分为提前型,标准型,极限型和自定义模式
- 亮度条件:支持分别调节按键灯亮度和转速灯亮度

- 方向盘组合键:点开方向盘图片右上角的组合键说明,记住组合键后即可快速调节功能
- 指示灯颜色调节:点击灯珠即可选择更换颜色



(详细方向盘设置与功能,请访问MOZA Racing官网)

04 包装清单

1. TSW方向盘
2. 贴纸

05 产品参数

- 尺寸:400mm标准卡车方向盘尺寸
- 骨架材质:航空级铝合金
- 发光短行程按键:14个
- 拇指旋钮:2个
- 4向开关:2个
- 高亮LED RGB灯珠:10颗
- LED色彩:多色自定义
- 智能遥测:支持
- 通过MOZA Pit House设置灯光:支持
- 拆装方式:轻量化全铝合金快拆
- 信号传输方式:无线或导电滑环
- 兼容性:MOZA全系基座
- 第三方基座拓展接口:支持

产品保修卡

产品型号		购买日期	
用户姓名		用户电话	
产品条码		通讯地址	

经销商信息(签章)

产品保修条例

保修期

自购机日起,基座主体,方向盘,踏板和仪表显示屏保修12个月。设备外壳、说明书、线材、螺丝、扳手、包装等不在"一年免费保修服务"范围内,但您可以选择有偿服务。

购买者在以下条件下不享受免费保修服务,但您可以选择有偿服务。

1. 超过三包有效期的;
2. 无三包凭证及有效发票的,但能够证明该产品在三包有效期内的除外;
3. 包修凭证上的型号与修理产品型号不符或者涂改的;
4. 非本公司特约维修人员拆动造成损坏的;
5. 因不可抗力造成损坏的;
6. 未按产品使用说明书要求使用、维护、保养而造成损坏的。

保修期限鉴于产品部位、不同国家法律法规等差异,将有所不同。相关国家与区域的保修期限,请咨询MOZA官方或购买时联系的MOZA授权经销商。

