

MOZA
R A C I N G

ESX Steering Wheel

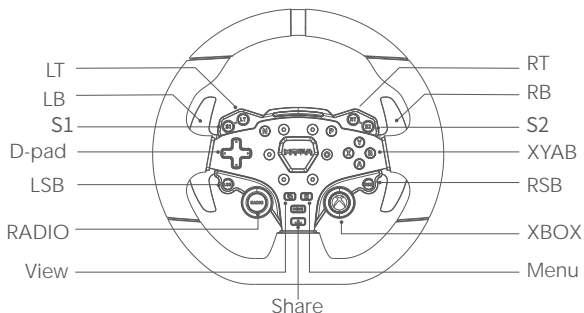


FOR XBOX SERIES X|S, XBOX ONE, AND PC

User manual

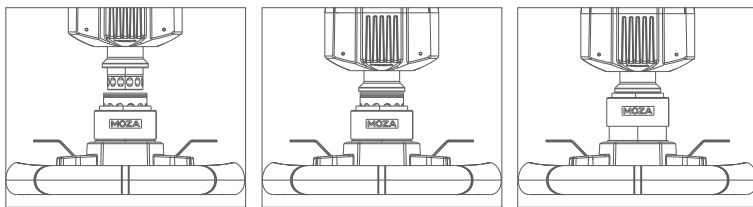
ESX Steering Wheel

Xbox Console buttons



1. Please note that the RPM LEDs are designed to work with games that support the R3 RACING WHEEL AND PEDALS. Please visit www.mozaracing.com/ to see a regularly updated list of compatible games at the bottom of the page.
2. To switch between Xbox mode and PC mode, please follow these steps: Press and hold the **S1** and **S2** buttons simultaneously for more than 3 seconds to switch between Xbox and PC mode. When the rpm light flashes at high frequency, it means that you have successfully switch to the other mode. If the RPM light on the wheel flows from the side to the center, it indicates a successful connection to Xbox. However, if the RPM light is flashing, it means you are in PC mode.
3. It's important to note that the LSB and RSB buttons on the Xbox console's steering wheel only function in specific games.
4. The list of Xbox Series X|S and Xbox One games that are compatible with R3 is located at the bottom of the page: www.mozaracing.com

QR Use Guide



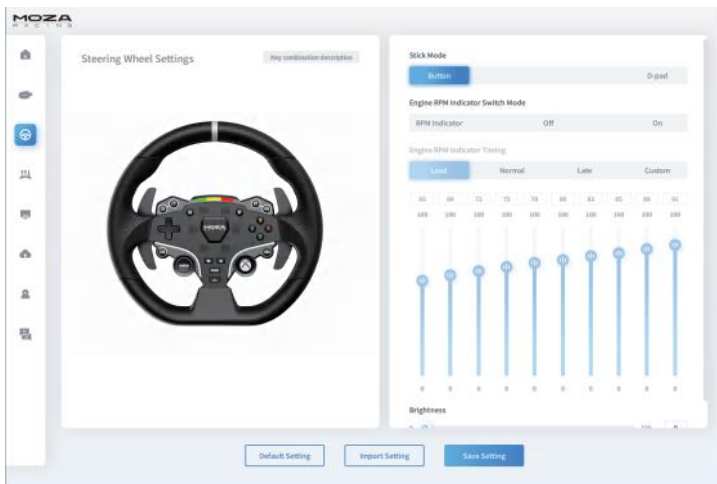
1. Align the 6 ball bearings on the wheel QR with the 6 notches on the base QR mount.
2. Press the quick release onto the base mount, keeping the bearings and notches aligned.

3. The quick release will automatically lock into place, if it does not remove it, recheck the alignment and try again.
4. To remove the wheel, squeeze the black quick release part with the MOZA logo towards the wheel with both hands and pull out the wheel at the same time.

Steering Wheel Configuration

The ES steering wheel can be set up easily and quickly in the MOZA Pit House software.

- RPM indicator switch mode: choice of three modes; in-game rpm, off and constant
- Indicator modes: there are two modes, mode 1 and mode 2, which are explained in detail, when the mouse is moved over the option.
- RPM indicator timing: choose between early, normal, late or custom to fully match in-game RPM timing.
- Brightness: adjust the brightness of the RPM/shift LEDs



(For detailed steering wheel settings and functions, please visit the Moza Racing official website)

Specs

Wheel Rim Material: Aluminum Alloy

Shifter Paddle Material: Aluminum Alloy

Size: 280mm

Buttons: 22

High Brightness LEDs: 10 Pcs

Intelligent Telemetry: Supported

RPM LEDs Fully Adjustable through MOZA Pit House: Supported

Release Method: Quick Release