

CM2 Racing Dash



Quick Guide



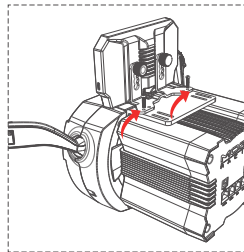
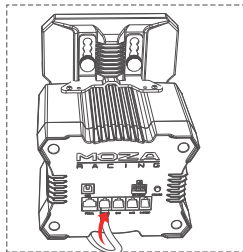
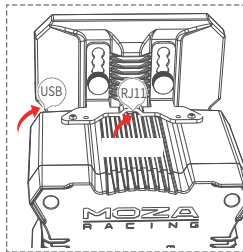
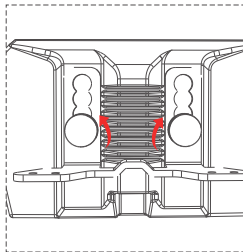
01 Product Introduction

- 5-inch Touchscreen HD Display
- Fully Customizable UI System
- Aerospace-grade Aluminum Alloy
- 16.7 Million Color Shift Indicator And Flag Lights
- 1.3G Quad-core Processor
- Adjustable Height

02 Installation

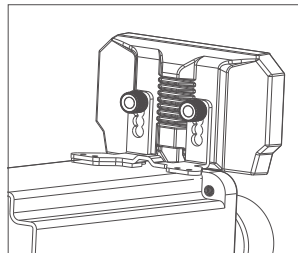
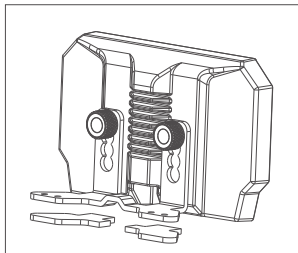
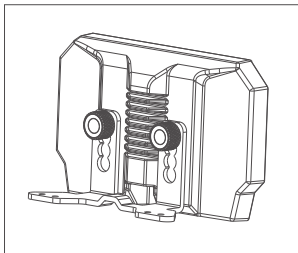
1. Mount the bracket to the back of the dash display using M4x6 screws, spring washers, and flat washers. Use the multiple mounting holes to adjust the height to your preference.
2. Attach the bracket to the base with M3x8 hex screws. Route the cable through the bottom of the bracket.
3. Connect the dash display cable to the base's DASH port or directly to the PC via USB.

Note: If you need to attach the bracket and multi-function stalks to the base, please use the M3x14 hex screws



Note: To mount the CM2 dash display onto a third-party base, use the included foam adhesive. Follow these steps for proper installation (When using with third-party bases, please ensure the display screen is securely mounted and not suspended.)

1. Secure the CM2 dash display to the mounting bracket using the provided nuts and the holes at your desired height.
2. Remove the backing from the foam adhesive and stick it onto the designated area of the mounting bracket.
3. Peel off the backing from the other side of the adhesive, press the mounting bracket firmly onto the base, and hold it in place for 5-10 seconds to ensure a secure fit.

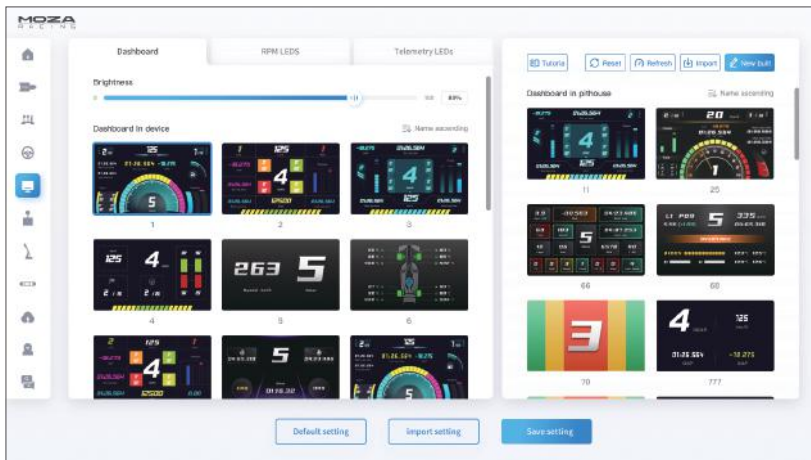


Note:

1. Use the original USB data cable, as third-party cables may not be compatible.
2. Connect the USB cable to a USB 3.0 or higher port on your computer for proper functionality.

03 Monitor Settings

1. In MOZA Pit House settings, select a preset UI or create your own. Click the tutorial button for more details.
2. The display supports touch input: swipe up/down to switch between styles, and left/right to change displays within each style.



For more information and instructional videos, please visit the official website (MOZARACING.COM).

04 Packing List

1. Dash monitor
2. Hexagon wrench
3. M3*8 socket head screws
4. M3*14 socket head screws
5. 3M foam adhesive

05 Product Parameters

Size: 5 inches

Resolution: 1280*720

Number of colors: 16.7 million

Style: thin and floating

Structure: liftable

Refresh rate: 60HZ