

Welcome to use **Mini/MX3**

Use MOZA to record your beautiful life



Product details

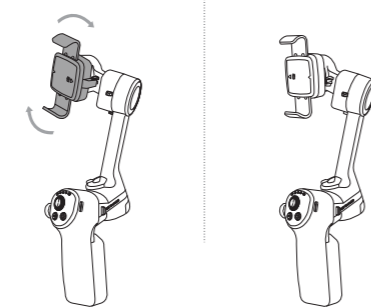
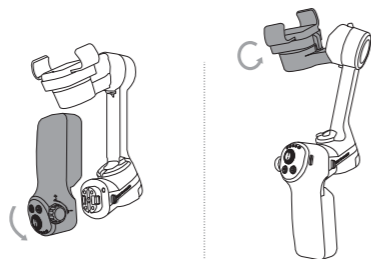


Download Instruction

Please carefully read the card before use

1 Unlock the Gimbal

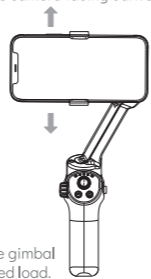
Follow the steps shown in the pictures below and unlock the gimbal.



※ Do not power on the gimbal before unlocking

2 Balance Adjustment

Place the mobile phone in the phone holder with its camera facing outwards.



- ※ Do not turn on the gimbal without a balanced load.
- ※ Adjust the phone holder to keep the phone leveled in a natural state.

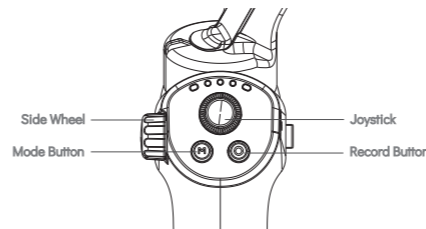
3 Activate the Gimbal

Connecting to the MOZA Genie App
Enter the APP main interface to select the gimbal to be connected, the activation prompt box will pop up, click Activate. After the activation is completed, the gimbal will work normally. If activation fails, please try to reactivate, if it fails again, please follow the prompts to contact customer service.

Firmware upgrade
1. Please download the latest version of MOZA Genie APP.
2. Connect to the app, tap the Bluetooth icon, and select the gimbal to connect. Click firmware upgrade, turn it off after completion, and the upgrade process is done.

Bluetooth reset
When you cannot search for Bluetooth on your phone, please power on the gimbal, and hold the (Mode& Record) button at the same time until the power indicator flashes. Then the Bluetooth reset is successful. Connect the app, please update firmware to change the device's Bluetooth name, then reconnect using the new name.

4 Operation & Use



Record Button

Single press: start/stop recording/wake up
Press twice: take a photo
Press and hold: power on/off

Mode Button

Single press and hold: all lock mode
Single press: switch between gimbal modes
Press twice: re-center the gimbal

Side wheel Single press: switch between A/B mode

Mode A: Move upwards: zoom in
Move downwards: zoom out
Mode B: Move upwards: increase exposure
Move downwards: decrease exposure

Joystick

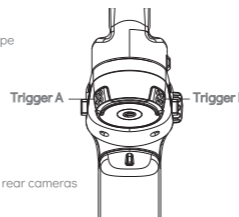
Push the joystick up/down/left/right to control the rotation & direction of the phone camera.

Trigger A

Single press: Switch between landscape and portrait mode
Single press and hold: All lock mode
Press twice: re-center the gimbal

Trigger B

Single press: facial recognition
Press twice: switch between front and rear cameras



Product Specification

Payload	280g
Weight	347g
Gimbal Dimensions (L*W*H mm)	UnFolded:90°259.5*90 Folded:99.5*165.5*79
Supported Phone	Width:60 - 88mm Weight:143-280g
Battery Life	10 h (Reference battery life under test with gimbal well balanced)
Battery Specs	Working voltage: 11.1V Battery capacity: 750mAh
Charging Time	1.5-Hours
Mechanical Range	Pan : 335° Roll : 320° Tilt: 160°

Warranty

Official Website : <https://www.gudsen.com/sales-policy>

After-sale Service

Technical Support: support@gudsen.com
Order Enquiry: info@gudsen.com
Facebook: Gudsen MOZA Support
Skype: MOZA Support
Whatsapp: MOZA Support



欢迎使用魔爪 **Mini/MX3**

用魔爪记录美好生活



产品详情

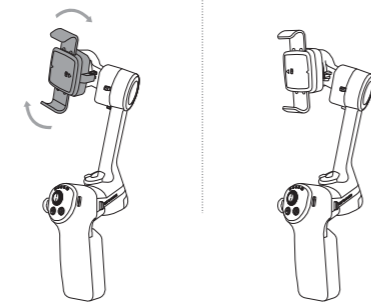
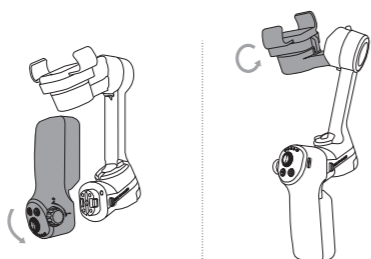


说明书下载

使用前请仔细阅读此卡片

1 解锁

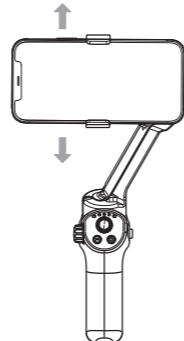
如图所示按压解锁手柄及云台部分，旋转180°后对准插入锁紧展开稳定器



※ 请勿在锁定状态下开机

2 调节平衡

掰开手机夹按手机夹上提示的方向，将手机滑进手机夹



- ※ 请勿空载开机
- ※ 上下左右调节支架的位置，使手机在自然状态下能基本保持水平

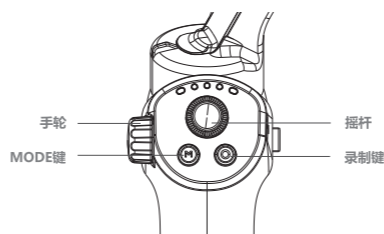
3 注册激活

产品激活
进入APP主界面选择所需连接的稳定器，激活提示框弹出，点击激活。激活完成后，稳定器即可正常工作。如激活失败请尝试重新激活。如再次失败请按照提示操作联系客服。

固件升级
1、下载最新版MOZA Genie APP。
2、连接APP，点击蓝牙图标，选择对应的稳定器进行连接，点击升级图标进行升级。升级完成后关机，升级即可完成。

蓝牙重置
当您在使用过程中出现搜索不到蓝牙时，可进行以下操作：稳定器开机状态下，同时按住Mode键和录制键，直到电源指示灯闪烁，蓝牙重置成功。
请于连接前删除原蓝牙名称，连接最新生成的蓝牙名称选项。

4 开机使用



录制键

单击: 录制/停止录制/唤醒
双击: 拍照
按住: 开机/关机

MODE键

单击按住: 全锁定
单击: 切换至下一模式
双击: 回中

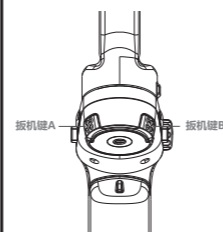
手轮 单击: 切换模式A/B

手轮A模式
上拨 (逆时针转动): 变焦放大
下拨 (顺时针转动): 变焦缩小

手轮B模式
上拨 (逆时针转动): 提高曝光度
下拨 (顺时针转动): 减少曝光度

摇杆

向上拨动: 镜头向上移动
向下拨动: 镜头向下移动
向左拨动: 镜头向左移动
向右拨动: 镜头向右移动



扳机键A

单击: 横竖拍切换
单击按住: 全锁定
双击: 回中

扳机键B

单击: 人脸识别
双击: 切换前后摄像头

云台规格

载重	280g(最大)
重量	347g
尺寸(mm)	展开尺寸: 90°259.5*90 (W*D*H) 折叠尺寸: 99.5*165.5*79
支持手机尺寸:	尺寸: 60 - 88 mm 重量: 143 - 280g
电池续航时间	10h(调平状态下测试参考续航)
电池规格	标准电压: 11.1V 电池容量: 750 mAh
充电时间	1.5 (h)
机械角	航向: 335° 横滚: 320° 俯仰: 160°

产品保修条例

参考官网页面: https://www.gudsen.com/cn/sales_policy

售后服务

邮箱: support@gudsen.com
服务热线: 4006403135
微信公众号: 关注“MOZA魔爪”，菜单栏->精选服务->人工服务

产品保修卡	
产品型号	购买日期
用户名	用户电话
产品条码	
通讯地址	

经销商信息 (签章)

魔爪影像学院

这里聚集资深专业摄影人
在这里可以学习大片摄影教程
欣赏与学习优秀影像作品
这里还有不定期福利活动
这是小爪们的专属社区

